



**ALL STAKEHOLDER  
QUARTERLY MEETING**

Wednesday, April 21, 2021  
10:00 a.m. to 11:00 a.m.

- **Participants Muted During Presentations**
  - Use 'Raise Hand' icon during Q&A portion to request your line be unmuted
- **Closed Captioning is Available**
  - Access by clicking the icon at bottom of your Zoom screen
- **Join Us in the Q&A**
  - Share your questions and comments using the Q&A icon at the bottom of your Zoom screen
- **Presentation & Recording Will be Archived**
  - Visit [CDA's YouTube channel](#) to access

# Agenda

- I. **Welcome** *Kim McCoy Wade*
- II. **COVID-19** *Kim McCoy Wade*
- III. **Aging & Adult Services** *Mark Beckley*
- IV. **Governor's Master Plan for Aging** *Amanda Lawrence*
- V. **State Spring Budget Proposals & Federal Stimulus** *Thomas Cameron*
- VI. **Departmental Updates** *Thomas Cameron*
- VII. **Older Americans Month: Celebrate Strong Communities** *Connie Nakano*
- VIII. **Q&A**
- IX. **Closing**

# Welcome

Kim McCoy Wade

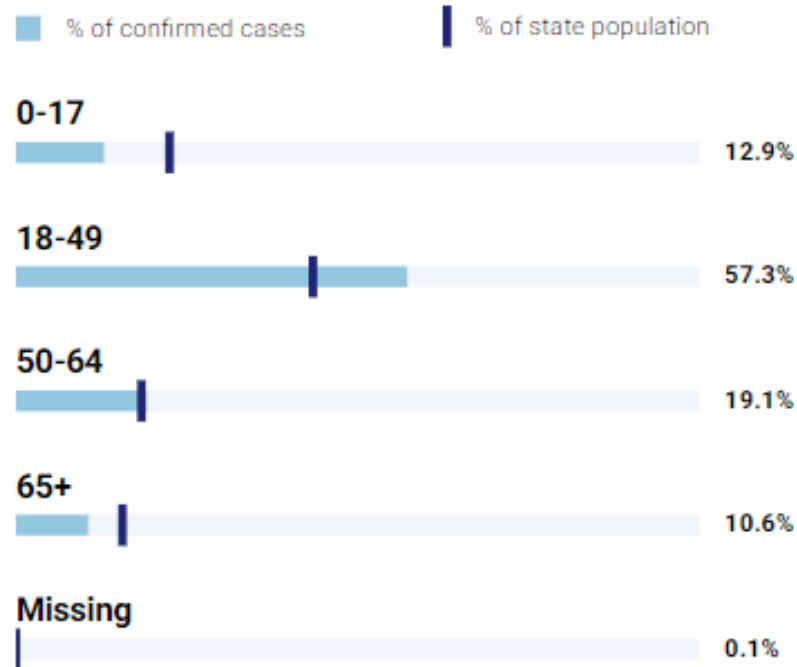
# COVID-19: Age Data

As of April 19, 21:

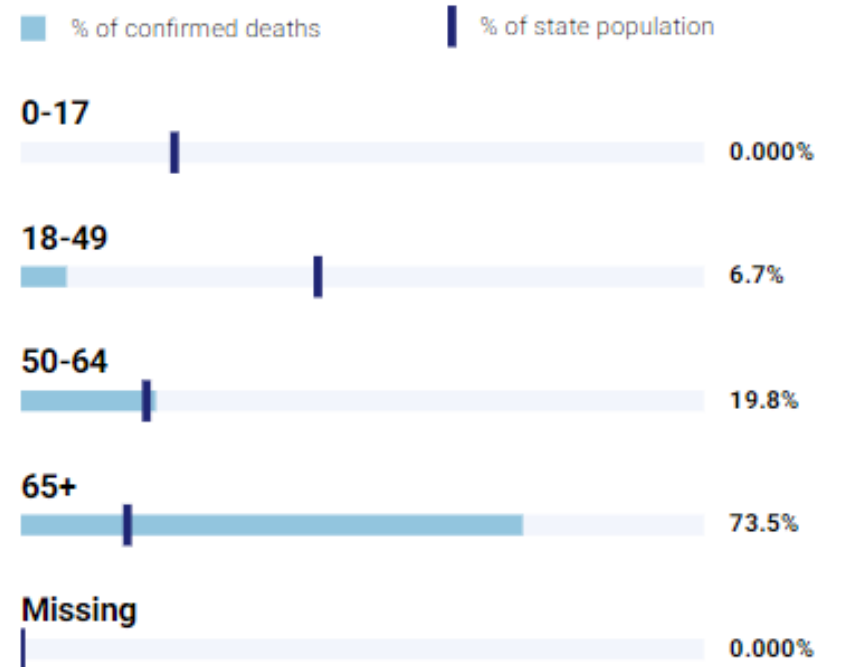
- **3,618,695** confirmed cases
- **59,772** deaths
- **43,259** deaths 65+ as of Jan 19

Source:  
<https://covid19.ca.gov/state-dashboard/>

Confirmed cases by age in California



Confirmed deaths by age in California



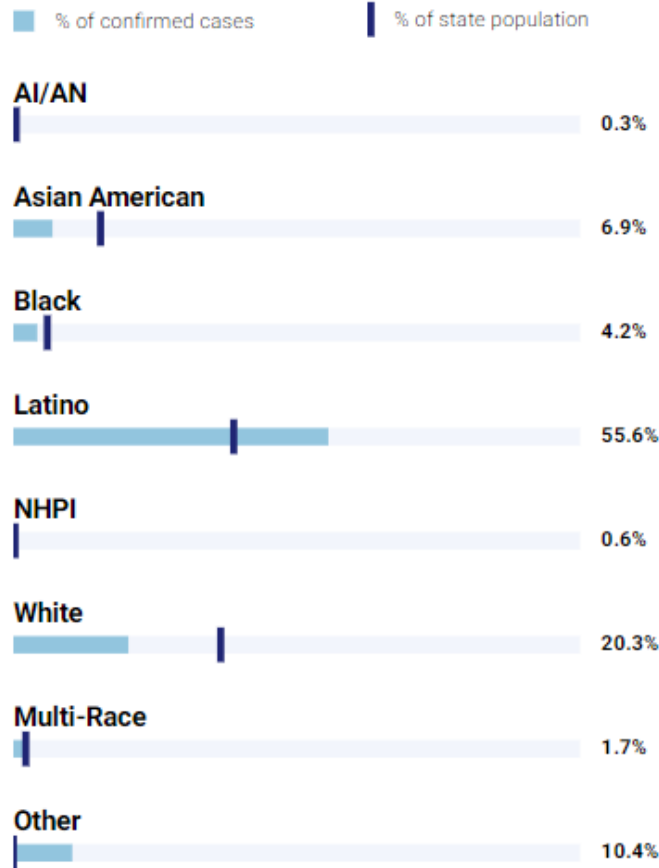
Updated April 19, 2021 with data from April 18, 2021. Note: Percentages may not add up to 100% due to rounding.

# COVID-19: Race/Ethnicity Data

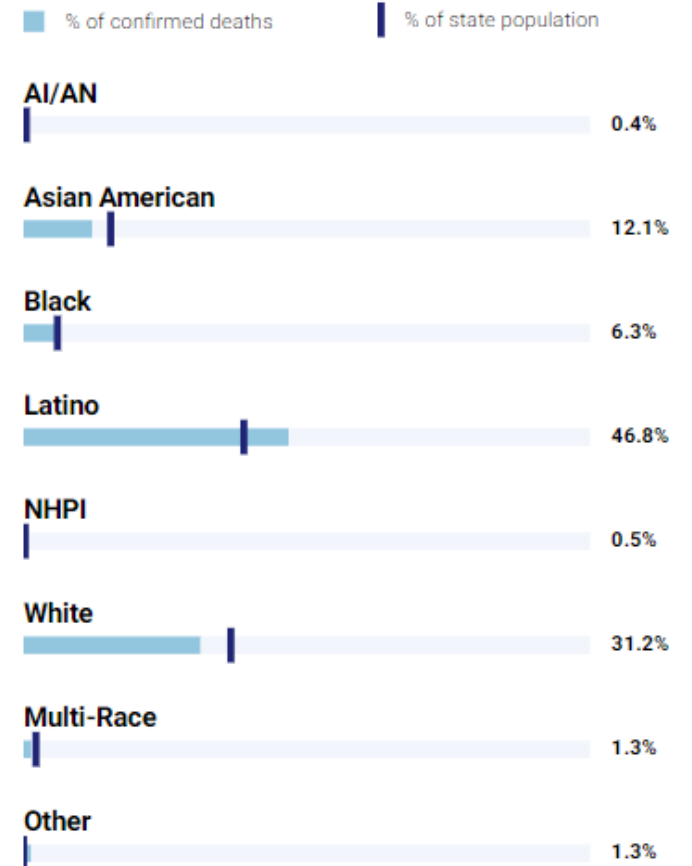
COVID-19 has a disproportionate impact on CA's Latino, Asian and Black populations

Source: <https://covid19.ca.gov/state-dashboard/>

Confirmed cases by race and ethnicity in California



Confirmed deaths by race and ethnicity in California



## IN MEMORIAM

### CALIFORNIA LIVES LOST TO COVID-19

AGE 65+

43,763

NURSING HOME  
RESIDENTS

9,040

HEALTH CARE  
WORKERS

226

**TOTAL**

59,508

Source:  
[https://www.agin.g.ca.gov/Lives\\_Lost\\_to\\_Covid\\_19/](https://www.agin.g.ca.gov/Lives_Lost_to_Covid_19/)

# COVID-19: Vaccine Update

- Vaccines available to everyone 16 and older 4/15
  - Older Adults 65+ 1/13
  - High Risk Medical & Disability 3/15
- 28.5% Vaccines administered to 65+
- 4.8M 65+ have had at least one dose
- Next: [Myturn.com](https://www.myturn.com) expanding transportation & in-home services statewide

Source: [COVID19.ca.gov](https://www.COVID19.ca.gov)





# COVID-19: Golden State Stimulus

- The Golden State Stimulus is providing \$600 checks to approximately 1 million adults ages 65 and older. This includes an estimate of:
- 584,000 who receive Supplemental Security I payments
- 463,000 older adults who qualify for the Earned Income Tax Credit (EITC)  
- CA has only EITC in nation open to older adults
- 1,000 older adults who care for children participating in CalWORKS



# Aging and Adult Services

Mark Beckley

## ▶ CDA COVID-19 Response Data Dashboard

The California Department of Aging's (CDA) COVID-19 Response Data Dashboard\* shares data to demonstrate how CDA is adapting programs and services during the COVID-19 pandemic to serve older adults, families, and caregivers.

This dashboard includes data on the following:

- CDA's Home Delivered Meals for Older Adults
- Information and Assistance Calls: Local Area Agencies on Aging (AAAs)
- Information and Assistance Calls: Statewide Inbound Calls
- Long-Term Care Ombudsman CRISISline Calls
- Supportive Services and Health Care at Home for Older Adults
- Statewide Demographic Data on Older Adults, Fiscal Year 2018-2019
- County Demographic Data on Older Adults, Fiscal Year 2019-2020

The data displayed on this dashboard is collected from local Area Agencies on Aging (AAAs), CDA programs, and other available data. For additional program data visit CDA's [Data and Reports](#) page.

\*Numbers may include estimates and are subject to change.

▶ 🍴 CDA's Home Delivered Meals for Older Adults

▶ 📞 Information and Assistance Calls: Local Area Agencies on Aging (AAAs)

▶ 📞 Information and Assistance Calls: Statewide Inbound Calls

▶ 📞 Long-Term Care Ombudsman CRISISline Calls

## Using Data for Action

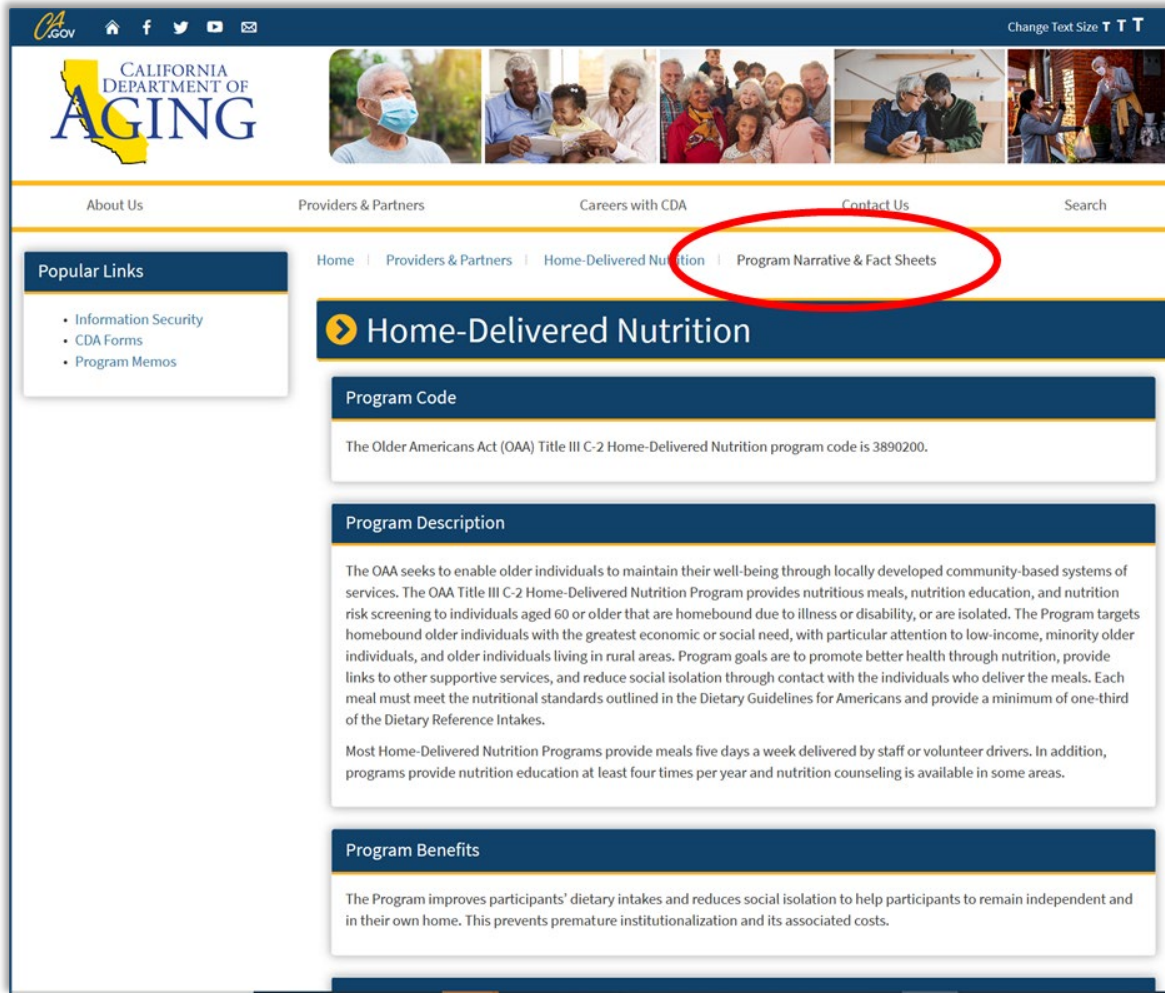
Public display of all data reported weekly by our network of local Area Agencies on Aging

Source:

[aging.ca.gov/Data\\_and\\_Reports/COVID-19\\_Data\\_Dashboard/](https://aging.ca.gov/Data_and_Reports/COVID-19_Data_Dashboard/)

# New Program Fact Sheets

Program fact sheets available on [CDA website](#)



The screenshot shows the CDA website interface. The navigation menu includes 'About Us', 'Providers & Partners', 'Careers with CDA', 'Contact Us', and 'Search'. The 'Home-Delivered Nutrition' link is highlighted with a red circle. Below the navigation, the 'Program Narrative & Fact Sheets' link is also highlighted. The main content area displays the 'Home-Delivered Nutrition' program details, including the program code (3890200), a detailed description of the program's goals and services, and the program benefits.

## California Department of Aging (CDA) Home-Delivered Nutrition Program (Title IIIC-2) Program Statistical Fact Sheet

### TOTAL PROGRAM EXPENDITURES (000s)

TOTAL PROGRAM	FISCAL YR 17/18 <sup>1,2</sup>	FISCAL YR 18/19 <sup>3,4</sup>	FISCAL YR 19/20 <sup>3,6</sup>	FISCAL YR 20/21 <sup>7</sup> ESTIMATED
Local Assistance	\$42,221	\$51,344	\$58,615	\$58,811
State Operations	\$1,314	\$1,658	\$755	\$4,480
<b>Total Program Expenditures</b>	<b>\$43,535</b>	<b>\$53,002</b>	<b>\$59,370</b>	<b>\$63,291</b>
General Fund	\$4,688	\$4,659	\$13,739	\$16,668
Federal Fund (Title IIIC-2)	\$30,811	\$39,876	\$37,151	\$38,490
Federal Fund (NSIP)	\$8,036	\$8,467	\$8,480	\$8,133
<b>Total Funds</b>	<b>\$43,535</b>	<b>\$53,002</b>	<b>\$59,370</b>	<b>\$63,291</b>

### TOTAL LOCAL ASSISTANCE EXPENDITURES (000s)

TOTAL LOCAL ASSISTANCE	FISCAL YR 17/18 <sup>2</sup>	FISCAL YR 18/19 <sup>4</sup>	FISCAL YR 19/20 <sup>5</sup>	FISCAL YR 20/21 <sup>7</sup> ESTIMATED
General Fund	\$4,621	\$4,584	\$13,664	\$16,345
Federal Fund OAA (Title IIIC-2)	\$29,564	\$38,293	\$36,471	\$34,333
Federal Fund USDA (NSIP)	\$8,036	\$8,467	\$8,480	\$8,133
Program Income	\$5,692	\$5,090	\$4,938	\$0
Local Non-Match	\$18,794	\$20,218	\$24,124	\$0
Local Match	\$24,999	\$23,216	\$21,860	\$0
<b>Total Local Assistance</b>	<b>\$91,706</b>	<b>\$99,968</b>	<b>\$109,537</b>	<b>\$58,811</b>

### PERFORMANCE DATA

PERFORMANCE DATA <sup>8</sup>	FISCAL YR 17/18	FISCAL YR 18/19	FISCAL YR 19/20	FISCAL YR 20/21 <sup>9</sup> ESTIMATED
<b>Total Meals Served</b>	<b>10,917,557</b>	<b>11,137,325</b>	<b>13,433,467</b>	
<b>Average Meals per Day <sup>10</sup></b>	<b>43,670</b>	<b>44,549</b>	<b>53,734</b>	

# Data for Equity: Continuous Improvement

- Preliminary: In 19-20, CDA collected important Sexual Orientation and Gender Identity data from 277,000 OAA participants.
  - Data is only available through registered programs, not all programs
  - More AAA LGBTQ data analysis available in June

Demographic Summary	Year To Date
	Total Clients
<b>Total Gender (Sex at birth)</b>	<b>277,506</b>
Female	126,435
Male	78,423
Missing	60,162
Declined to state	12,305
<b>Total Gender</b>	<b>277,506</b>
Female	141,155
Male	81,612
Transgender Female to Male	95
Transgender Male to Female	139
Genderqueer/Gender Non-Binary	54
Not listed	76
Declined to State	11,679
Missing	42,695
<b>Total Sexual Orientation</b>	<b>277,506</b>
Straight/Heterosexual	133,675
Bisexual	608
Gay/Lesbian/Same-Gender Loving	3,761
Questioning/Unsure	187
Not listed	270
Declined to State	44,365
Missing	94,128



# 10 Million

## home delivered meals

Jan 2021 – March 2021

2020: 28 Million home delivered meals

2019: 17.8 Million home delivered meals

# Public Information & Assistance



**Friendship Line  
California**

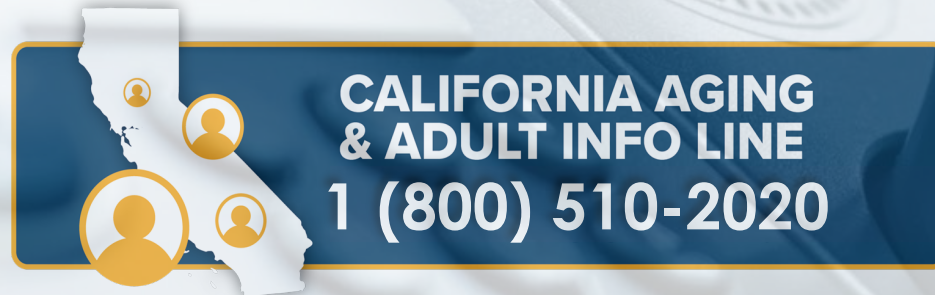



**1 (888) 670-1360**

Friendship Line California  
**25,536 Calls**

Jan 2021 through March 2021  
(99,289 total calls April 20-March 21)





**CALIFORNIA AGING  
& ADULT INFO LINE**

**1 (800) 510-2020**

Aging Information & Assistance  
**252,778 Calls**

Jan 2021 through March 2021  
(993,778 total calls April 20 – March 21)

# New: Digital Divide Device Distribution

**4,000** iPads to be  
distributed  
[\(program memo\)](#)

**8,500** Google Home  
Smart Speakers  
deployed  
[\(program memo\)](#)





# New: Resuming In-Person Services

- CDA Guidance in April 2021
- [Community Based Adult Services \(CBAS\)](#) - April 8
- Multi Purpose Senior Services Program (MSSP) - by 4/23
- Area Agencies on Aging (AAAs) – by 4/30



# Update: Long-Term Care Ombudsman

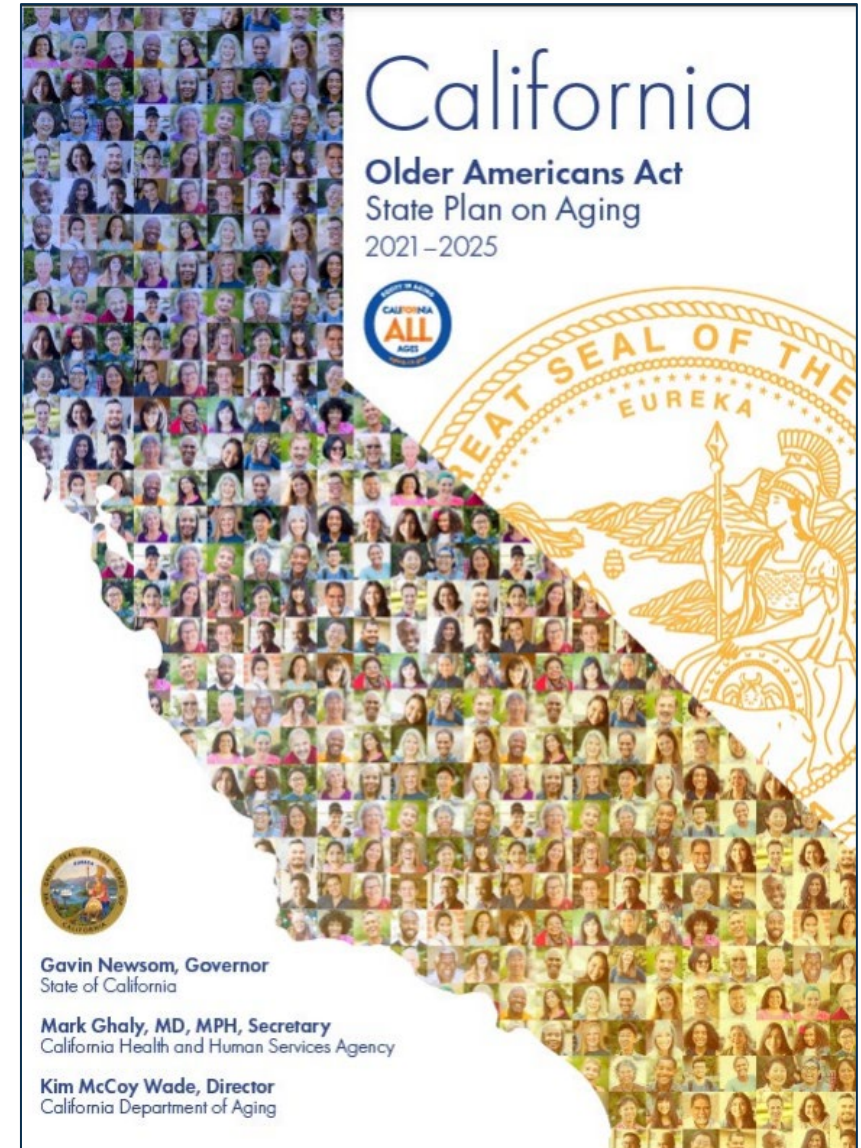


## Re-entry Into Facilities

Month – Year	Number of Facility Visits
February 2020	6,066
February 2021	2,277
March 2020	3,008
March 2021	3,725

# Older Americans Act State Plan

- California must submit an [OAA State Plan on Aging](#) every four years to the federal Administration for Community Living (ACL). California's next State Plan is due to ACL on July 1, 2021 and goes into effect October 1, 2021.
- It is a statutorily required compliance document that focuses primarily on Older Americans Act programs.
- It is also a blueprint for California's OAA network to build equitable, age-friendly communities through programs, services, partnerships, and advocacy.



# New: Public Comment on Draft OAA Plan



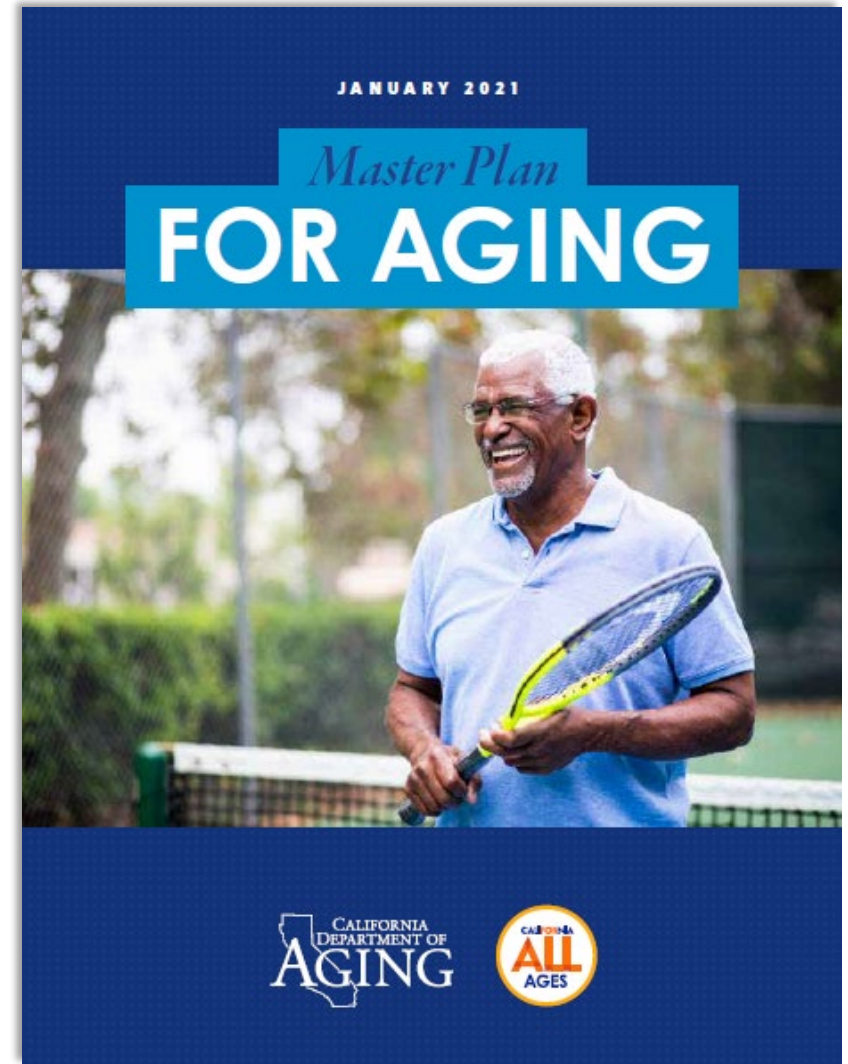
- The **Draft** OAA State Plan, which is aligned with the AAA Local Area Plans, the Governor's Master Plan for Aging, and CDA's Strategic Plan, is now available on [CDA's website](#) for public review.
- Stakeholders and members of the public are invited to provide input via CDA's [OAA State Plan survey](#) until May 5, 2021.
- [Two public hearings](#) (remote) are also scheduled and primarily dedicated to public comment. (The two hearings will cover the same material.)
  - Public Hearing #1: Monday, April 26, 1 p.m. to 2:30 p.m.
  - Public Hearing #2: Thursday, April 29, 9 a.m. to 10:30 a.m.

# Master Plan for Aging

Amanda Lawrence

# Master Plan for Aging: Q1 Implementation

- **Released January 2021** with 5 bold goals and 23 strategies for 2030, and [Summit](#), with Partners
- [Governor's Investments in Aging](#) in GO Jan Budget 2021
- [Local Playbook Trainings with Local Leaders](#) – Network presentations with California State Association of Counties, Regional LTSS Collaboratives, Local Health Jurisdictions, AARP Age-Friendly
- [Data Dashboard Demos & Continued enhancements](#)
  - Upcoming: Sexual orientation, gender identity (SOGI) data
- **IMPACT Stakeholder Committee** – Coming Soon/Spring
- **Progress Report** – Coming Soon/Spring



# Master Plan for Aging: Initiatives 2021-2022



- **CHHS Disability & Aging Community Living Advisory Committee** – announced, first meeting 4/30
- **CDA Equity in Aging Advisory Committee** – announced, first meeting 3/16, next meeting 6/16
- **Planning & Partnership on Aging underway** – example:
  - California Broadband Council - Feb
  - State Board of Food and Agriculture – March
  - Long Term Care Insurance Task Force - March
  - Department of Social Services' Housing and Homelessness Learning Forum: Supporting Older Adults - March
  - Strategic Growth Council - April
- **Legislation:** Justice in Aging's Summary of 2021 Legislative Bills related to MPA

# Equity in Aging Webinar Series Continues

- Join CDA for a monthly peer-led Ensuring Equity in Aging webinar series featuring national, state & local leaders!
- Tune in every first Wednesday from 10 - 11 a.m. through July 2021.
- **May 5<sup>th</sup>: Alzheimer's Disease & Other Dementias: Culturally Responsive Services, Support, and Care**
- Listen to, or access slides, from previous webinars: [Equity In Aging Resource Center](#)

A graphic for the 'Ensuring Equity in Aging Webinar Series'. It features a grid of diverse people's faces at the top. Below the grid is a circular logo with the text 'EQUITY IN AGING', 'CALIFORNIA ALL AGES', and 'aging.ca.gov'. To the right of the logo are three circular portraits of speakers: Daniel Gaytan, Victoria Jump, and Valeria Ochoa. Below each portrait is their name and affiliation. At the bottom, there is a title for the May 5th webinar, the date and time, and the California Department of Aging logo.

**EQUITY IN AGING**  
**CALIFORNIA ALL AGES**  
aging.ca.gov

**Daniel Gaytan**  
Alzheimer's Association,  
Orange County

**Victoria Jump**  
Ventura County Area  
Agency on Aging

**Valeria Ochoa**  
Southern Caregiver  
Resource Center

**Ensuring Equity in Aging Webinar Series**  
May 5, 2021, 10-11 am

**Alzheimer's Disease & Other Dementias: Culturally Responsive Services, Support, and Care**

Closed captioning & ASL interpreting will be provided

CALIFORNIA DEPARTMENT OF AGING



## Stay Updated!

Sign up for the [Together We Engage](#) newsletter for MPA-related updates. (Link on [MPA.Aging.CA.gov](#) homepage)



# Budget and Aging

Thomas Cameron

# New: State Spring Budget Proposals

- **Master Plan for Aging (MPA) Implementation**
  - 20.0 full-time positions, \$3.26 million in 2021-22, and \$3.33 million in 2022-23 and ongoing (General Fund)
  - [Full proposal](#)
- **Extend and Increase Funding to the Aging and Disability Resource Connection (ADRC)**
  - 13.0 full-time positions, \$1.95 million in 2021-22, and \$1.87 million in 2022-23 and on-going (General Fund)
  - [Full proposal](#)
- **Health Insurance, Counseling and Advocacy Program (HICAP) Modernization**
  - 3.0 limited-term (2 year) positions, \$2.06 million in 2021-22, and \$2.04 million in 2022-23 (HICAP Special Fund)
  - Proposed Budget Bill Language (BBL) allowing flexibilities in accessing these funds
  - [Full proposal](#)
- **Office of the Long-Term Care Patient Representative (OLTCPR)**
  - 6.0 full-time positions, \$2.51 million in 2021-22, and \$3.99 million in 2022-23 and on-going (CDPH Licensing and Certification Fund)
  - Various statutory changes and provisional language to establish the office
  - [Full proposal](#)

# Federal COVID-19 Response 2020



**\$59.7 million**

CARES Act (March 2020)  
funding to Older Americans Act  
services in California

**\$23.8 million**

Families First Act (March 2020)  
funding to Older Americans Act  
services in California

# New: Federal COVID-19 Response in 2021

- **Consolidated Appropriations Act (CAA)**
  - \$17.9 million total CDA allocation
    - \$17.5 million – Senior Nutrition (Title IIIC1/C2)
    - \$417 thousand – Ombudsman (Title VII)
- **American Rescue Plan (ARP)**
  - Estimated \$146.8 million total CDA allocation
    - Estimated \$47.8 million – Supportive Services (Title IIIB)
    - Estimated \$78.4 million – Senior Nutrition (Title IIIC2)
    - Estimated \$4.6 million – Preventative Health (Title IIID)
    - Estimated \$14.9 million – Family Caregiver (Title IIIE)
    - Estimated \$1.0 million – Elder Abuse Prevention (Title VII)
- **Supplemental Vaccine Funding (VAX)**
  - AAA Vaccine Funding – \$5.2 million
  - ADRC Vaccine Funding - \$1.6 million

# Department Updates: Relocation



## **CDA's new office location is scheduled to open September 2021**

- Location: CDA is scheduled to move to 2880 Gateway Oaks Drive
- Access & Inclusion: Meets or exceeds all ADA standards
- Climate-Friendly: Achieves LEED – Commercial Interior Silver certification
- Technology: Includes a technological and modernization upgrade
- Collaboration: Includes conference rooms capable of hosting trainings and convenings

# Department Updates: Staffing

## Retirements:

Irene Walela, Deputy Director, Division of Home and Community Living

Joseph Rodrigues, State Long-Term Care Ombudsman

## New Executive Members:

Jeremy Avila, Chief Counsel

Connie Nakano, Assistant Director, Communications



# Older Californians Month in May: *California Chronicles*

Connie Nakano



# California Chronicles with CA State Library



## Stories that shape our culture, communities, and California

California Chronicles is a diverse collection of stories that shine a light on the invaluable experiences and contributions of older Californians. Older Californians have built resilience and strength over their long lives through successes, failures, joys, and difficulties. Sharing the stories and contributions of older adults can inspire people of all ages, as we recover and rebuild together a California for all ages. These legacies strengthen communities and spark connections between generation of all ages. We all have a legacy – share yours today!

Share your story

Partner toolkit



- Collection of stories from Older Californians of change, challenge, and resilience – join [here](#) to share story or promote

- Stories will be memorialized in CA State Library archives and shared

- Story Collection phase underway

- Launch in May – Older Americans Month



This May, we will be kicking off Older Americans month featuring these stories. We are currently seeking partners to contribute and collect stories. You can also offer a virtual workshop to older adults interested in participating or incorporate this project into existing programming. Submissions can take the form of video or audio recording, written, photo, oral history, or artwork.

California Chronicles is a special opportunity for all generations to learn more about the lives of older Californians while memorializing these stories for future generations. Their experiences enrich our communities and our families through diverse life experiences, cultures, and contributions.

The California Department of Aging, California State Library, and UC Berkeley Bancroft Library appreciate your participation and look forward to chronicling the stories of the golden state. Review the story criteria, tips & tricks, and promotional material below to get started.

**Partner Toolkit**

# Questions and Answer

## To ask a question:

- Use the Q&A icon at the bottom of your screen to submit a question or comment
- Click the “raise hand” icon to request your line to be unmuted.
  - If dialing in, press \*9 to raise your hand.
- You may also email your question to [communications@aging.ca.gov](mailto:communications@aging.ca.gov)





[www.aging.ca.gov](http://www.aging.ca.gov)

[Communications@aging.ca.gov](mailto:Communications@aging.ca.gov)

(916) 419-7502



@CaliforniaAging



@CalAging